

To: Distribution
From: Keith Horne, Chris Burrows and Jan Koornneef
Subject: DYNAMIC GENERATION OF THROUGHPUT FUNCTIONS:
A UNIFIED APPROACH

May 16, 1986

Throughput functions are essential in calibrating the various modes of HST. In principle, calculating passbands is not a problem since characteristic curves for all the components in the optical train have been obtained by the IDTs and the OTA-team. In collaboration with the Instrument Scientists, all this material has been collected and forwarded to the STECF in Munich where it is being assembled in a homogeneous format. A pre-release version is now available at the STScI.

Calculating an overall passband function from the individual component characteristic curves requires a 'list' of all the components in the optical train for a particular observing mode. As the combined SIs on HST can be used in a total of over 10^9 modes, an equal number of lists would be needed. We propose instead to generate the required list dynamically by using a set of keywords for each mode to trace a path through a graph description of the HST-observatory. Each entry in the resulting list will correspond to a specified column in a specified Midas table containing the component throughput data, and the multiplication of the various entries to produce the overall passband function is then trivial.

In Section I of the present memo, we provide a somewhat formalized description of the use of graphs for the representation of instrument modes.

Section II describes a working prototype throughput generator that currently includes four of the SIs (FOS, FOC, WF/PC and HSP), uses the Midas tables supplied by the STECF and responds to the keywords given in the instrument handbooks (e.g. FOS BLUE G160L etc.). We include pictorial illustrations of the four instrument graphs that have so far been implemented, and partial listings of the ASCII files that enumerate the individual optical components and define the observatory graph.

In Section III, we discuss how instrument information in the component throughput data-base can be updated with the results of on-orbit calibration observations. The structure chosen for the graph description of an individual SI will ultimately determine the extent to which calibration observations obtained in a given mode will affect the calibration of related modes. Further discussion on this subject as well as on requirements for graph maintenance tools is needed.

{Passbands for the ground-based/pre-launch photometric observations of calibration targets are also needed to generate absolute flux distributions for all photometric and spectrophotometric calibration targets. These bandpasses are being collected from the literature and checked for consistency (e.g. Buser and Horne, in preparation)}

1. Graph Structure for the Representation of Instrument Modes

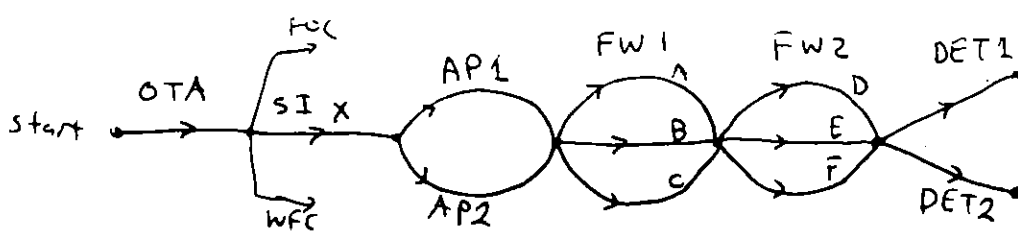
There are more than 10^9 possible observing modes with ST. We need to construct a throughput calibration for each mode. There are two divergent philosophies that could be used to construct such a calibration. The first is to calibrate each mode separately when needed. The second is to somehow calibrate each optical element or group and to combine the elements used in a particular mode. The latter is obviously desirable because of the enormously reduced observing time required¹ and improved instrument understanding that results. The former has received more attention in the past because of its simplicity and, because of two problems that are immediately apparent with the alternative. These problems are discussed below.

The throughput for elements A+B, say is effectively computed from 3 measurements: no elements, A alone and B alone. These measurements lead directly to throughput for the individual components A and B and thus a predicted throughput for the combination. This leads to the first problem: What do you do if the prediction does not agree with a measurement? I am not going to address this problem here because it is very hard. The only point that I would like to make is that if the four calibrations with two elements are carried out independently and disagree the calibration database is inconsistent as a result if the modes are dealt with separately (ie if A+B is treated as a new element C). Thus this problem is fundamental to the process of calibration and must be addressed. The cleanest way to deal with it is to ensure that the database cannot be inconsistent by dealing with the optical path component by component. Any results for combinations of elements need to be understood and used to modify the individual element calibrations somehow.

A second problem is : Given the description of an observation in a science header or proposal, construct a list of the corresponding elements or groups in the optical path. This problem is easy for a scientist familiar with the instrument to answer. The difficulty is in devising a suitably general automatic system that can be easily understood, implemented and maintained. This list can then be used to access the calibration files needed. Thus the input data is a set of keywords; and the output is a list of elements. More than one possible list of keywords can specify one mode. The set of keywords must be checked for consistency and completeness and lack of redundancy.

The SI can be represented as a directed graph, with edges corresponding to elements and vertices corresponding to points in the optical train at which a choice of elements is available. Thus for example, a hypothetical SI consisting of two possible apertures, two filter wheels each carrying three filters, an optional element X (for example a grism) and a choice of two detector modes with differing characteristics would be represented as follows:

¹ 4 filter wheels containing 11 filters and one clear path each (as in the FOC F/94 relay) involve $12^4 = 20736$ separate modes but only 45 separate elementary calibrations.



This type of structure is easily implemented as a relational table with one record for each element and fields giving the node numbers at each end of the corresponding edge. Clearly selecting a list of elements is equivalent to specifying a set of records from this table that traverses the graph. This representation corresponds to our intuitive view of instrument modes. They are a series of possible choices at each stage, not a long unstructured list of possibilities. It also enormously simplifies the problem. Instead of needing to construct one list (of elements) from another (the keywords), all that is now necessary is to be able to choose the right branch from any node given the list of keywords. Then starting at the beginning of the graph (the OTA) we proceed from node to node until we reach a terminal node, keeping track of our path. At the end we can check that all supplied keywords have been used. (This checks for lack of redundancy - A redundant keyword will not be needed) Consistency and completeness are checked by ensuring that the keywords specify one and only one edge from each node.

How do keywords specify the edge to take? This is easy if each edge has one or more keywords associated with it. An edge with no keywords can never be used and therefore can be deleted from the graph. Note that this scheme allows for synonyms amongst the keywords. Also any one keyword can end up being used on more than one edge. If no keyword matches then the program should look to see if the keyword **DEFAULT** occurs on a candidate edge. If so that path should be used and otherwise an error should be flagged.

2. Implementation of the Dynamic Throughput Generator

FORTTRAN subroutines have been written implementing the graph structure of instrument modes to generate the throughput function for any observing mode of the HST observatory.

`EVALBAND(NWAVE, WAVE, THRU, MODE, ISTAT)`

takes as input a wavelength set (NWAVE is the number of wavelengths, WAVE is an array of angstrom values) and a character string MODE containing a list of keywords describing the desired mode. The subroutine returns throughputs for the desired mode at the desired wavelengths in the array THRU, and a status code ISTAT indicating the success or nature of failure of the graph search.

The keywords present in the mode specification are used to find a path through a directed graph representation of the HST in the manner described in the previous section. Possible mode descriptions might be 'FOS BLUE PRISM', 'WF1 F588N POL60', or 'FOC F/96 FIND NUVOP'. The process of tracing through the graph yields a list of the specific optical components that are in the beam for the requested mode. The throughput functions of these individual components are extracted from the appropriate Midas tables or ASCII

files. These component throughput functions are interpolated or extrapolated onto the required wavelength set, and then multiplied together to form the throughput function for the composite mode.

Figures 1-4 depict the graph structure of the FOS, FOC, WF/PC and HSP. The HST graph is specified by two ASCII files that are read by EVALBAND. A listing of the first pages of these files follows the graphs. The file HST.CMP contains a list of all optical components in the HST. Each line in the file gives the unique identification number assigned to a component and the name of the Midas table and column (or ASCII file) in which that component's throughput data is stored. The second file HST.GRF specifies the *links* connecting pairs of nodes in the instrument configuration graph. Each line of the file gives the input node, the output node, the component identification number, and a keyword. The numbers used to identify specific optical components and graph nodes are assigned according to the following conventions:

OTA	1-999	WF/PC	3000-3999
FOS	1000-1999	HSP	4000-4999
FOC	2000-2999	FGS	5000-5999
HRS	6000-6999		

All but the HSP are implemented in the throughput generator with pointers to throughput data stored in the Midas tables that have been delivered by the ST-ECF: the HSP throughput data is taken from ASCII files supplied by Rick White. The FGS and HRS can be implemented as soon as the ST-ECF make their final release of Midas tables.

Perhaps the most important feature of the throughput simulator is that its use of a graph structure allows it to encompass all possible modes of observing with the HST observatory. It can be easily modified by adding a few lines to the two ASCII disk files to add new sets of keywords, to change the structure of the graph, or even to add a new instrument or a new mode of observing with the existing instruments. With a few additional keywords to specify source spectra, the same software would become the core of an instrument simulator or exposure-time calculator. In the next section, we discuss its use in the calibration effort.

3. The Role of the Throughput Generator in Calibration

The throughput generator primed with pre-launch measurements of the throughputs of individual optical components represents our best current information as to the throughput of the ST instruments. We can already calculate sensitivities needed by RSDP for any observing mode that can be named. This tool serves also as the basis for estimating exposure times and planning observational strategies.

In the post-launch era the throughput generator becomes in addition an integral

part of the calibration process. Whenever an observation in a specific mode is made, the passband function is generated for that mode and used to convert the observed count rates to absolute fluxes. The data-base of component throughput functions will be updated as calibration measurements in various observing modes becomes available. These future measurements will include those made during the current thermal-vacuum tests with a calibration source, and measurements of calibration targets from space.

These updates can be accommodated by associating a *corrective component* with each optical component in the observatory graph. The corrective component throughputs are initially unity, and are to be adjusted as new calibration observations are made to ensure that the throughput predictions match the calibration observations.

The extent to which calibration measurements in a given mode update the calibration of closely related modes is determined by the structure we choose for the observatory graph and the strategy used to assign the corrective components. It is reasonable to adopt a simple graph structure initially, as has been done in the current graph. However, it may later be necessary to change the architecture of the graph if the calibration data becomes good enough to prove that the simple description is inadequate. Alternatively, we may build a more complicated graph that tries to anticipate places where more realism may be required. For example, the WF/PC's eight CCD detectors each see light that passes through a different part of the filter. The simple graph assumes that the filter throughput is uniform and uses a single corrective component for the filter: a more complicated graph might use eight different corrective components per filter, one for each CCD.

The main advantage of using a simple graph is that fewer calibration observations are necessary since information from calibration observations in one mode propagates to the calibration of closely related modes. For example, suppose that FOC calibration observations with a series of filters indicate throughputs uniformly higher by 10 % than expected. It would then be a good bet to increase the detector's corrective component, and the improved calibration would immediately be transferred to all modes involving that detector.

There will usually be some ambiguity in the way the corrective components are assigned. If the throughput of a particular mode changes, do you attribute that to a change in the filter, the detector, or the OTA? It is possible to devise automatic schemes for assigning corrections to components throughout the graph in a way that fits the available calibration measurements and at the same time minimizes some measure of the size of the change. Such schemes could be very useful guides since the instruments are complicated enough that it may not always be obvious which components have changed. In any case when discrepancies do occur it will require the thoughtful judgement of a human mind to understand what went wrong.

These are a few of the unsettled issues that require further thought, discussion, and

especially data. Analysis of the thermal-vacuum throughput test data should give us some indication as to how complicated the graph needs to be. Polarized and extended sources ought also to be treated in the graph framework, although the details need to be worked out.

Unification of Broadband and Spectrophotometric Calibrations

Keith Horne, May 16, 1986

I would like to emphasize the importance of treating throughput calibrations for broadband and spectrophotometric observations in a uniform way throughout the HST. This is the only way to ensure that the results of photometric and spectrophotometric measurements are directly intercomparable. Broadband and spectrophotometric modes both require the determination of a *dimensionless bandpass throughput function*

$$P(\lambda) = \frac{\text{COUNTS OUT}}{\text{PHOTONS IN}}$$

For the spectroscopic mode the detected count rate in a pixel at wavelength λ covering the wavelength interval $\Delta\lambda$ is given by

$$C(\lambda) = \text{Area} P(\lambda) f_{\lambda}(\lambda) \frac{\lambda}{hc} \Delta\lambda,$$

where *Area* is the nominal collecting area of the telescope, and the division by $h\nu = hc/\lambda$ converts the energy flux $f_{\lambda} \Delta\lambda$ to a photon flux as is appropriate for the photon-counting detectors. For a photometric mode the detected count rate through passband *P* is

$$C(P) = \frac{\text{Area}}{hc} \int P(\lambda) f_{\lambda}(\lambda) \lambda d\lambda.$$

The only difference is that in the spectrophotometric case the star's flux distribution can be considered constant across the narrow bandwidth of each spectroscopic pixel, whereas in the photometric case the integral over wavelength must be performed more carefully.

It is of course true for a photometric mode but not for a spectrophotometric mode that the throughput calibration can be expressed as a single number *U* giving the conversion between observed count rate and flux density

$$f_{\lambda}(P) = UC(P).$$

U is the "inverse sensitivity" of the photometric mode, i.e. the flux density required to produce a unit response of 1 count/second. This difference is not a fundamental distinction, however, because the full throughput function is needed for the calibration in both cases. We determine *U* for a photometric mode by measuring a count rate for a standard star whose spectrum $f_{\lambda}(\lambda)$ is known. Since f_{λ} is not uniform over the passband, we have to take a specific average of the star's flux density,

$$f_{\lambda}(P) = \frac{\int f_{\lambda}(\lambda) P(\lambda) \lambda d\lambda}{\int P(\lambda) \lambda d\lambda}.$$

Thus the full throughput function is needed to to calibrate the photometric mode. The inverse sensitivity U can be calculated directly from the throughput function.

$$U = \frac{hc}{Area} \int P(\lambda) \lambda d\lambda.$$

The throughput calibration of the HST consists of determining and following the evolution of throughput functions for all modes, both spectroscopic and photometric.

DEMO.CMP

```

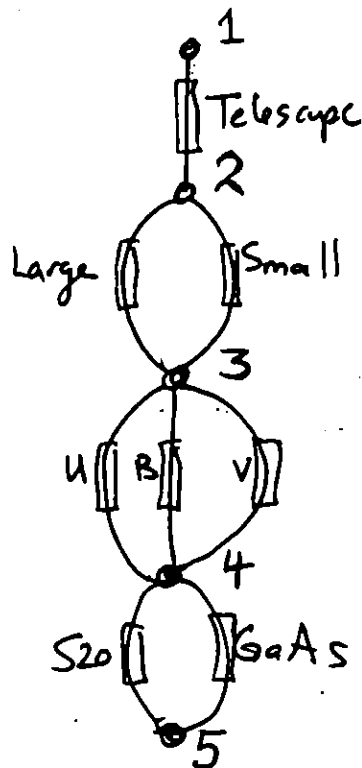
1 'TELESCOPE.TBL|1'
2 'PINHOLE.TBL|LARGE'
3 'PINHOLE.TBL|SMALL'
4 'FILTER.TBL|U'
5 'FILTER.TBL|B'
6 'FILTER.TBL|V'
7 'DETECTOR.TBL|S20'
8 'DETECTOR.TBL|GaAs'
    
```

GRAPH DESCRIPTION

for a simple
PHOTOMETER

DEMO.GRF

IN	OUT	ELEMENT	KEYWORD	COMMENTS
1	2	1	'OTA'	photometer configuration graph:
2	3	2	'P1'	1 telescope
2	3	3	'P2'	/ \
3	4	4	'F1'	2 3 2 pinholes (large, small)
3	4	5	'F2'	/ \
3	4	6	'F3'	/ \
4	5	7	'D1'	456 3 filters (U,B,V)
4	5	8	'D2'	/ \
2	3	2	'DEFAULT'	/ \
3	4	4	'DEFAULT'	7 8 2 detectors (S20, GaAs)
4	5	7	'DEFAULT'	
3	4	4	'U'	
3	4	5	'B'	
3	4	6	'V'	
2	3	2	'LARGE'	
2	3	3	'SMALL'	
4	5	7	'S20'	
4	5	8	'GaAs'	

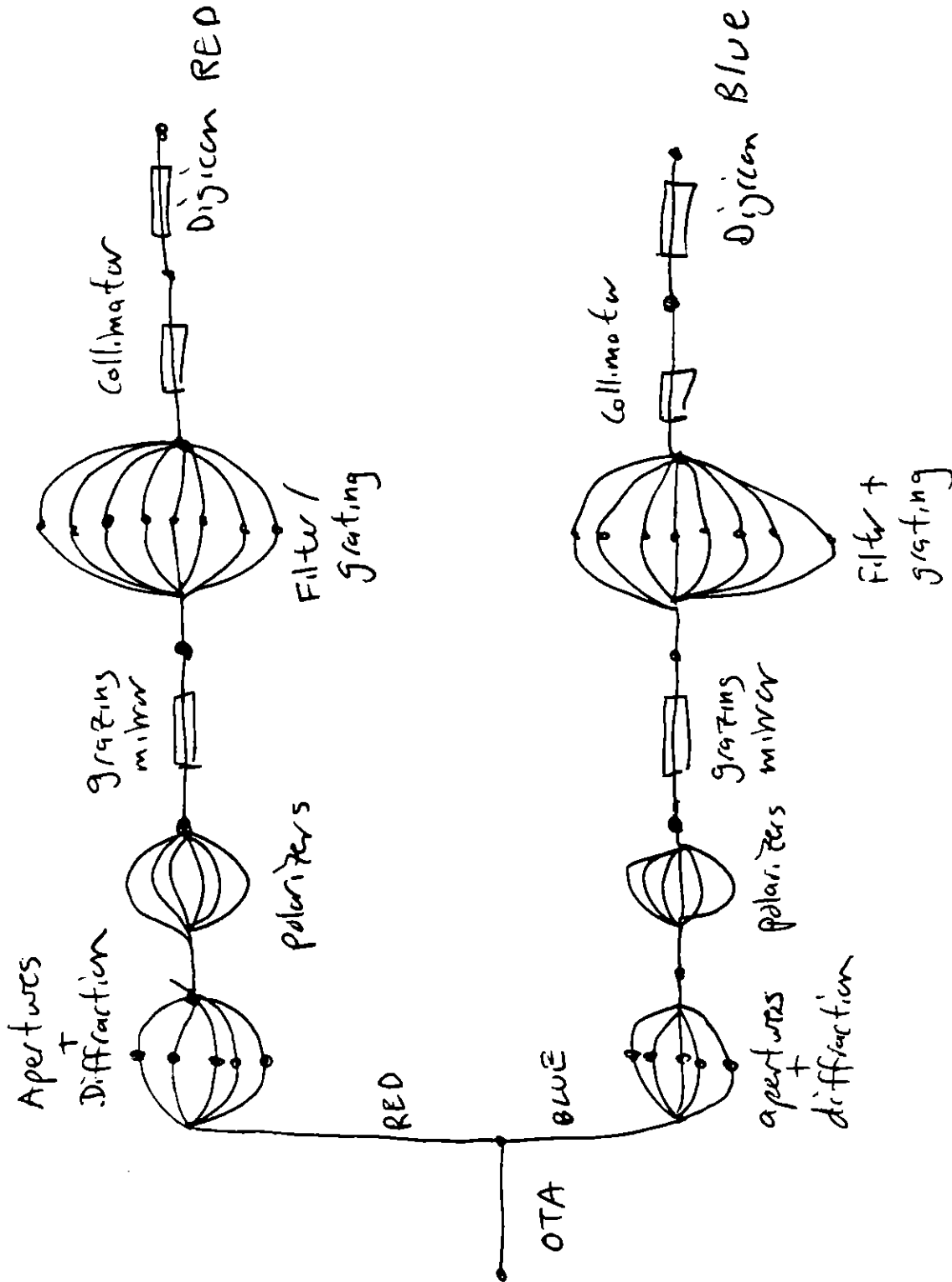


May 86 K.V.

FOS

FOS GRAPH


Fig 1



Mg₂Si₆K₂

WF/PC

Filter wheels (5 positions)



CCD

W1

Pickoff mirror

OTA

1

2

3

4

5

6

7

8

9

10

11

12

Pyramid

Camera

flipping mirror

CCD

W2

W3

W4

W4BAUM

P6

P6

P7

P8

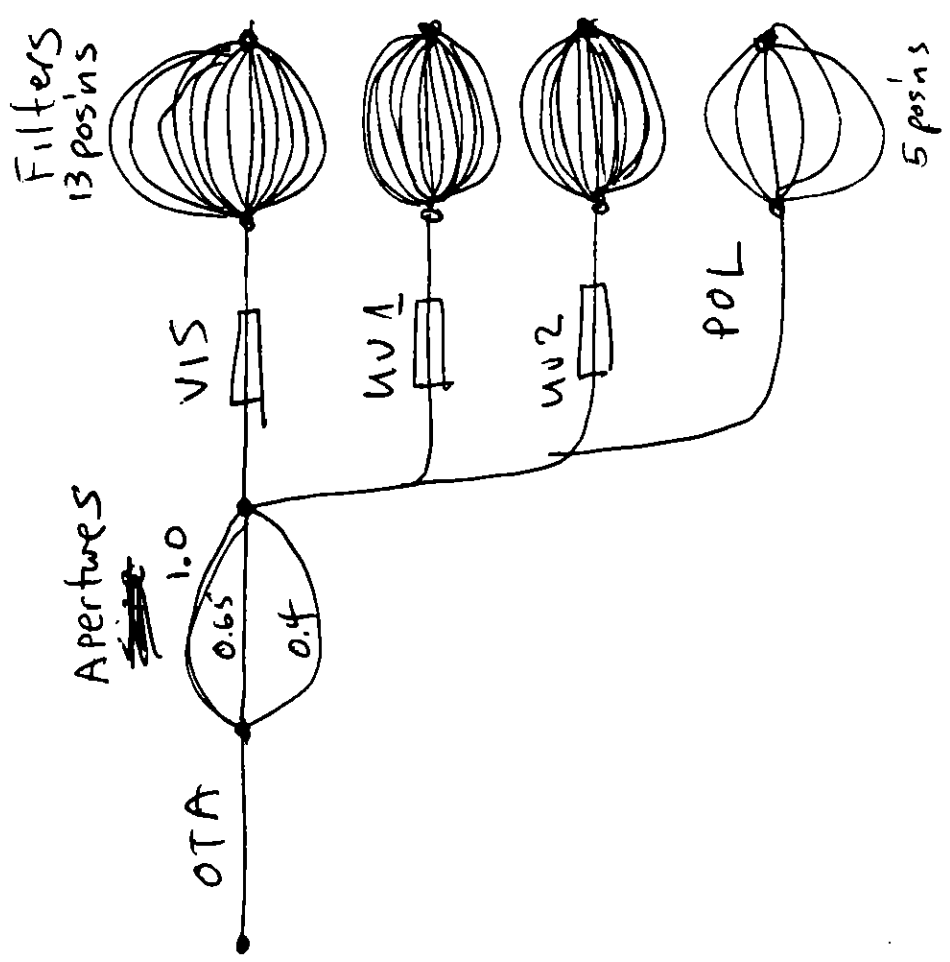
WF/PC GRAPH

Fig 3

May 86
KJ

HSP GRAPH Fig 4

HSP



; default components

0	'SP:DEFAULT.TBL 2 DARK'	ZERO
1	'SP:DEFAULT.TBL 3 CLEAR'	ONE

; optical telescope assembly

100	'HSTDIR:HOTOVTR.TBL 2 OTA'	HST optical telescope assembly
-----	----------------------------	--------------------------------

; FOS digicon detectors

1100	'FOSDIR:HFSDTQE.TBL 2 BLUDIG'	blue digicon qe
1110	'FOSDIR:HFSDTQE.TBL 3 REDDIG'	red digicon qe

; FOS grazing-incidence mirrors

1101	'FOSDIR:HFSMIRE.TBL 2 GRAZA'	GRAZA
1111	'FOSDIR:HFSMIRE.TBL 3 GRAZB'	GRAZB

; FOS collimator mirrors

1102	'FOSDIR:HFSMIRE.TBL 4 COLLA'	COLLA
1112	'FOSDIR:HFSMIRE.TBL 5 COLLB'	COLLB

; FOS apertures

1202	'FOSDIR:HFSAPTP.TBL 2 APB2'	0.3
1203	'FOSDIR:HFSAPTP.TBL 3 APA3'	0.25-PAIR
1204	'FOSDIR:HFSAPTP.TBL 4 APA4'	0.1-PAIR
1205	'FOSDIR:HFSAPTP.TBL 5 APB1'	0.5
1206	'FOSDIR:HFSAPTP.TBL 6 APA2'	0.5-PAIR
1207	'FOSDIR:HFSAPTP.TBL 7 APC2'	0.25x2.0,C2
1208	'FOSDIR:HFSAPTP.TBL 8 APC4'	0.7x2.0-BAR,C4
1210	'FOSDIR:HFSAPDI.TBL 2 APA4FIT'	0.1-PAIR,A4U
1211	'FOSDIR:HFSAPDI.TBL 3 APA3FIT'	0.25-PAIR,A3U

; FOS gratings

1302	'FOSDIR:HFSGRRE.TBL 2 H13'	G130H
1303	'FOSDIR:HFSGRRE.TBL 3 H19'	G190H
1304	'FOSDIR:HFSGRRE.TBL 4 H27'	G270H
1305	'FOSDIR:HFSGRRE.TBL 5 H40'	G400H
1306	'FOSDIR:HFSGRRE.TBL 6 H57'	G570H
1307	'FOSDIR:HFSGRRE.TBL 7 H78'	G780H
1308	'FOSDIR:HFSGRRE.TBL 8 L15'	G160L
1309	'FOSDIR:HFSGRRE.TBL 9 L65'	G650L
1310	'FOSDIR:HFSGRRE.TBL 10 PRI'	PRISM

; FOS filters

1312	'FOSDIR:HFSFTR.TBL 2 UVBLK'	UVBLK
1313	'FOSDIR:HFSFTR.TBL 3 WG305'	WG305
1314	'FOSDIR:HFSFTR.TBL 4 GG375'	GG375
1315	'FOSDIR:HFSFTR.TBL 5 OG530'	OG530

; FOS grating fudge factors

1352	'FOSDIR:HFSGRFB.TBL 2 FBH13'	G130H-BLUEFUDGE
1353	'FOSDIR:HFSGRFB.TBL 3 FBH19'	G190H-BLUEFUDGE
1354	'FOSDIR:HFSGRFB.TBL 4 FBH27'	G270H-BLUEFUDGE
1355	'FOSDIR:HFSGRFB.TBL 5 FBH40'	G400H-BLUEFUDGE
1356	'FOSDIR:HFSGRFB.TBL 6 FBH57'	G570H-BLUEFUDGE
1357	'FOSDIR:HFSGRFB.TBL 7 FBH78'	G780H-BLUEFUDGE
1358	'FOSDIR:HFSGRFB.TBL 8 FBL15'	G160L-BLUEFUDGE
1359	'FOSDIR:HFSGRFB.TBL 9 FBL65'	G650L-BLUEFUDGE
1360	'FOSDIR:HFSGRFB.TBL 10 FBPRI'	PRISM-BLUEFUDGE
1372	'FOSDIR:HFSGRFR.TBL 2 FRH13'	G130H-REDFUDGE
1373	'FOSDIR:HFSGRFR.TBL 3 FRH19'	G190H-REDFUDGE
1374	'FOSDIR:HFSGRFR.TBL 4 FRH27'	G270H-REDFUDGE
1375	'FOSDIR:HFSGRFR.TBL 5 FRH40'	G400H-REDFUDGE
1376	'FOSDIR:HFSGRFR.TBL 6 FRH57'	G570H-REDFUDGE
1377	'FOSDIR:HFSGRFR.TBL 7 FRH78'	G780H-REDFUDGE
1378	'FOSDIR:HFSGRFR.TBL 8 FRL15'	G160L-REDFUDGE
1379	'FOSDIR:HFSGRFR.TBL 9 FRL65'	G650L-REDFUDGE
1380	'FOSDIR:HFSGRFR.TBL 10 FRPRI'	PRISM-REDFUDGE

; FOC detector + transfer optics + OTA

2002	'FOCDIR:HFCOVEF.TBL 2 F2EF'	ota+foc efficiency f/228
2003	'FOCDIR:HFCOVEF.TBL 3 F9EF'	ota+foc efficiency f/96
2004	'FOCDIR:HFCOVEF.TBL 4 F4EF'	ota+foc efficiency f/48

; FOC F/96,F/228 filter wheel 1

2101	'SP:DEFAULT.TBL 3 CLEAR' ONE	
2102	'FOCDIR:HF9FITR.TBL 02 W1P02'	W1P02 F8ND
2103	'FOCDIR:HF9FITR.TBL 03 W1P03'	W1P03 POL120
2104	'FOCDIR:HF9FITR.TBL 04 W1P04'	W1P04 F2ND
2105	'FOCDIR:HF9FITR.TBL 05 W1P05'	W1P05 F600M
2106	'FOCDIR:HF9FITR.TBL 06 W1P06'	W1P06 F630M
2107	'FOCDIR:HF9FITR.TBL 07 W1P07'	W1P07 POL0
2108	'FOCDIR:HF9FITR.TBL 08 W1P08'	W1P08 F4ND
2109	'FOCDIR:HF9FITR.TBL 09 W1P09'	W1P09 F6ND
2110	'FOCDIR:HF9FITR.TBL 10 W1P10'	W1P10 PRISM2
2111	'FOCDIR:HF9FITR.TBL 11 W1P11'	W1P11 POL60
2112	'FOCDIR:HF9FITR.TBL 12 W1P12'	W1P12 PRISM1

; FOC F/96,F/228 filter wheel 2

2201	'SP:DEFAULT.TBL 3 CLEAR' ONE	
2202	'FOCDIR:HF9FITR.TBL 13 W2P02'	W2P02 F370LP
2203	'FOCDIR:HF9FITR.TBL 14 W2P03'	W2P03 F342W
2204	'FOCDIR:HF9FITR.TBL 15 W2P04'	W2P04 F430W
2205	'FOCDIR:HF9FITR.TBL 16 W2P05'	W2P05 F480LP
2206	'FOCDIR:HF9FITR.TBL 17 W2P06'	W2P06 F140W
2207	'FOCDIR:HF9FITR.TBL 18 W2P07'	W2P07 F175W
2208	'FOCDIR:HF9FITR.TBL 19 W2P08'	W2P08 F220W
2209	'FOCDIR:HF9FITR.TBL 20 W2P09'	W2P09 F275W
2210	'FOCDIR:HF9FITR.TBL 21 W2P10'	W2P10 F320W
2211	'FOCDIR:HF9FITR.TBL 22 W2P11'	W2P11 F486N
2212	'FOCDIR:HF9FITR.TBL 23 W2P12'	W2P12 F501N

; FOC F/96,F/228 filter wheel 3

2301	'SP:DEFAULT.TBL 3 CLEAR' ONE		
2302	'FOCDIR:HF9FITR.TBL 24 W3P02'	W3P02	F210M
2303	'FOCDIR:HF9FITR.TBL 25 W3P03'	W3P03	F120M
2304	'FOCDIR:HF9FITR.TBL 26 W3P04'	W3P04	F152M
2305	'FOCDIR:HF9FITR.TBL 27 W3P05'	W3P05	F1ND
2306	'FOCDIR:HF9FITR.TBL 28 W3P06'	W3P06	F130M
2307	'FOCDIR:HF9FITR.TBL 29 W3P07'	W3P07	F190M
2308	'FOCDIR:HF9FITR.TBL 30 W3P08'	W3P08	F170M
2309	'FOCDIR:HF9FITR.TBL 31 W3P09'	W3P09	F140M
2310	'FOCDIR:HF9FITR.TBL 32 W3P10'	W3P10	F195M
2311	'FOCDIR:HF9FITR.TBL 33 W3P11'	W3P11	F165M
2312	'FOCDIR:HF9FITR.TBL 34 W3P12'	W3P12	F231M

; FOC F/96,F/228 filter wheel 4

2401	'SP:DEFAULT.TBL 3 CLEAR' ONE		
2402	'FOCDIR:HF9FITR.TBL 35 W4P02'	W4P02	F346M
2403	'FOCDIR:HF9FITR.TBL 36 W4P03'	W4P03	F410M
2404	'FOCDIR:HF9FITR.TBL 37 W4P04'	W4P04	F470M
2405	'FOCDIR:HF9FITR.TBL 38 W4P05'	W4P05	F550M
2406	'FOCDIR:HF9FITR.TBL 39 W4P06'	W4P06	F372M
2407	'FOCDIR:HF9FITR.TBL 40 W4P07'	W4P07	F130LP
2408	'FOCDIR:HF9FITR.TBL 41 W4P08'	W4P08	F502M
2409	'FOCDIR:HF9FITR.TBL 42 W4P09'	W4P09	F253M
2410	'FOCDIR:HF9FITR.TBL 43 W4P10'	W4P10	F278M
2411	'FOCDIR:HF9FITR.TBL 44 W4P11'	W4P11	F307M
2412	'FOCDIR:HF9FITR.TBL 45 W4P12'	W4P12	F437M

; FOC F/48 filter wheel 1

2501	'SP:DEFAULT.TBL 3 CLEAR' ONE		
2502	'FOCDIR:HF4FITR.TBL 02 W1P02'	W1P02	FOPCD PRISM3
2503	'FOCDIR:HF4FITR.TBL 03 W1P03'	W1P03	F150W
2504	'FOCDIR:HF4FITR.TBL 04 W1P04'	W1P04	F195W
2505	'FOCDIR:HF4FITR.TBL 05 W1P05'	W1P05	F140W
2506	'FOCDIR:HF4FITR.TBL 06 W1P06'	W1P06	F175W
2507	'FOCDIR:HF4FITR.TBL 07 W1P07'	W1P07	F305LP
2508	'FOCDIR:HF4FITR.TBL 08 W1P08'	W1P08	F220W

; FOC F/48 filter wheel 2

2601	'SP:DEFAULT.TBL 3 CLEAR' ONE		
2602	'FOCDIR:HF4FITR.TBL 09 W2P02'	W2P02	NUV0P PRISM2
2603	'FOCDIR:HF4FITR.TBL 10 W2P03'	W2P03	F342W
2604	'FOCDIR:HF4FITR.TBL 11 W2P04'	W2P04	F430W
2605	'FOCDIR:HF4FITR.TBL 12 W2P05'	W2P05	F180LP
2606	'FOCDIR:HF4FITR.TBL 13 W2P06'	W2P06	F275W
2607	'FOCDIR:HF4FITR.TBL 14 W2P07'	W2P07	F130LP
2608	'FOCDIR:HF4FITR.TBL 15 W2P08'	W2P08	FUV0P PRISM1

; WFC CCD detectors

3501	'WFPCDIR:HWPDTQE.TBL 2 WFDTQE01'	W1	CCD ?
3502	'WFPCDIR:HWPDTQE.TBL 3 WFDTQE02'	W2	CCD ?
3503	'WFPCDIR:HWPDTQE.TBL 4 WFDTQE03'	W3	CCD ?
3504	'WFPCDIR:HWPDTQE.TBL 5 WFDTQE04'	W4	CCD ?

; PC CCD detectors

3505	'WFPCDIR:HWPDTQE.TBL 6 PCDTQE01'	P5 CCD ?
3506	'WFPCDIR:HWPDTQE.TBL 7 PCDTQE02'	P6 CCD ?
3507	'WFPCDIR:HWPDTQE.TBL 8 PCDTQE03'	P7 CCD ?
3508	'WFPCDIR:HWPDTQE.TBL 2 PCDTQE04'	P8 CCD ?

; WF/PC filter wheel 1 (5 positions)

3010	'SP:DEFAULT.TBL 3 CLEAR'	ONE
3011	'WFPCDIR:HWPFITR.TBL 06 A01'	F225SP
3012	'WFPCDIR:HWPFITR.TBL 09 B01'	F290SP
3013	'WFPCDIR:HWPFITR.TBL 04 C01'	G450
3014	'WFPCDIR:HWPFITR.TBL 05 D01'	G800

; WF/PC filter wheel 2 (5 positions)

3020	'SP:DEFAULT.TBL 3 CLEAR'	ONE
3021	'WFPCDIR:HWPFITR.TBL 02 A02'	F122M
3022	'WFPCDIR:HWPFITR.TBL 10 B02'	F336W
3023	'WFPCDIR:HWPFITR.TBL 15 C02'	F439W
3024	'WFPCDIR:HWPFITR.TBL 05 D02'	G200

; WF/PC filter wheel 3 (5 positions)

3030	'SP:DEFAULT.TBL 3 CLEAR'	ONE
3031	'SP:DEFAULT.TBL 3 CLEAR'	POL0 *
3032	'SP:DEFAULT.TBL 3 CLEAR'	POL60 *
3033	'SP:DEFAULT.TBL 3 CLEAR'	POL120 *
3034	'WFPCDIR:HWPFITR.TBL 43 D03'	F1083N

; WF/PC filter wheel 4 (5 positions)

3040	'SP:DEFAULT.TBL 3 CLEAR'	ONE
3041	'WFPCDIR:HWPFITR.TBL 04 A04'	F157W
3042	'WFPCDIR:HWPFITR.TBL 05 B04'	F194W
3043	'WFPCDIR:HWPFITR.TBL 07 C04'	F230W
3044	'WFPCDIR:HWPFITR.TBL 08 D04'	F284W

; WF/PC filter wheel 5 (5 positions)

3050	'SP:DEFAULT.TBL 3 CLEAR'	ONE
3051	'WFPCDIR:HWPFITR.TBL 23 A05'	F569W
3052	'WFPCDIR:HWPFITR.TBL 32 B05'	F675W
3053	'WFPCDIR:HWPFITR.TBL 37 C05'	F791W
3054	'WFPCDIR:HWPFITR.TBL 30 D05'	F658N

; WF/PC filter wheel 6 (5 positions)

3060	'SP:DEFAULT.TBL 3 CLEAR'	ONE
3061	'WFPCDIR:HWPFITR.TBL 27 A06'	F631N
3062	'WFPCDIR:HWPFITR.TBL 29 B06'	F656N
3063	'WFPCDIR:HWPFITR.TBL 31 C06'	F664N
3064	'WFPCDIR:HWPFITR.TBL 33 D06'	F702W

; WF/PC filter wheel 7 (5 positions)

3070	'SP:DEFAULT.TBL 3 CLEAR'	ONE
3071	'WFPCDIR:HWPFITR.TBL 12 A07'	F375N

3072	'WFPCDIR:HWPFITR.TBL 19 B07'	F502N
3073	'WFPCDIR:HWPFITR.TBL 14 C07'	F437N
3074	'WFPCDIR:HWPFITR.TBL 24 D07'	F588N

; WF/PC filter wheel 8 (5 positions)

3080	'SP:DEFAULT.TBL 3 CLEAR' ONE	
3081	'WFPCDIR:HWPFITR.TBL 11 A08'	F368M
3082	'WFPCDIR:HWPFITR.TBL 13 B08'	F413M
3083	'WFPCDIR:HWPFITR.TBL 26 C08'	F622W
3084	'WFPCDIR:HWPFITR.TBL 18 D08'	F492M

; WF/PC filter wheel 9 (5 positions)

3090	'SP:DEFAULT.TBL 3 CLEAR' ONE	
3091	'WFPCDIR:HWPFITR.TBL 21 A09'	F547M
3092	'WFPCDIR:HWPFITR.TBL 22 B09'	F555W
3093	'WFPCDIR:HWPFITR.TBL 28 C09'	F648M
3094	'WFPCDIR:HWPFITR.TBL 34 D09'	F718M

; WF/PC filter wheel 10 (5 positions)

3100	'SP:DEFAULT.TBL 3 CLEAR' ONE	
3101	'WFPCDIR:HWPFITR.TBL 38 A10'	F814W
3102	'WFPCDIR:HWPFITR.TBL 40 B10'	F875M
3103	'WFPCDIR:HWPFITR.TBL 36 C10'	F785LP
3104	'WFPCDIR:HWPFITR.TBL 42 D10'	F1042M

; WF/PC filter wheel 11 (5 positions)

3110	'SP:DEFAULT.TBL 3 CLEAR' ONE	
3111	'WFPCDIR:HWPFITR.TBL 03 A11'	F128LP
3112	'WFPCDIR:HWPFITR.TBL 16 B11'	F469N
3113	'WFPCDIR:HWPFITR.TBL 17 C11'	F487N
3114	'WFPCDIR:HWPFITR.TBL 20 D11'	F517N

; WF/PC filter wheel 12 (5 positions)

3120	'SP:DEFAULT.TBL 3 CLEAR' ONE	
3121	'WFPCDIR:HWPFITR.TBL 39 A12'	F850LP
3122	'WFPCDIR:HWPFITR.TBL 25 B12'	F606W
3123	'WFPCDIR:HWPFITR.TBL 35 C12'	F725LP
3124	'WFPCDIR:HWPFITR.TBL 41 D12'	F889N

; HSP Image Dissector Tubes

4001	'HSPDIR:CSTEIDTQE.DAT'	UV1, UV2
4002	'HSPDIR:VISIDTQE.DAT'	VIS, POL
4003	'HSPDIR:PMTQE.DAT'	PMT

; HSP Apertures

4004	'SP:DEFAULT.TBL 3 CLEAR' 0.4" round	
4006	'SP:DEFAULT.TBL 3 CLEAR' 0.65" round (POL)	
4010	'SP:DEFAULT.TBL 3 CLEAR' 1.0" round	

; HSP Filters

4122	'HSPDIR:110383.DAT'	F122M Lyman alpha
------	---------------------	-------------------

4135	'HSPDIR:110183.DAT'	F135W	; 2/prism
4145	'HSPDIR:110783.DAT'	F145M	; 4/prism
4152	'HSPDIR:033184.DAT'	F152M	2/R2,4/R5
4179	'HSPDIR:080383.DAT'	F179M	4/L2
4184	'HSPDIR:080983.DAT'	F184W	2/L4,4/R2,3/L3
4218	'HSPDIR:082183.DAT'	F218M	2/L5,4/R3
4220	'HSPDIR:081283.DAT'	F220W	2/R3
4240	'HSPDIR:082283.DAT'	F240W	3/L1,3/L2,2/R4 ; 3/prism
4248	'HSPDIR:082783.DAT'	F248M	2/R1,2/L6,4/R4 ; 2/prism
4262	'HSPDIR:011084.DAT'	F262M	4/R1,3/R2 ; 4/prism
4278	'HSPDIR:011284.DAT'	F278N	2/R5,4/L4
4284	'HSPDIR:102783.DAT'	F284M	4/L5
4355	'HSPDIR:011484.DAT'	F355M	3/R4 ; Stromgren u
4419	'HSPDIR:062884B.DAT'	F419N	3/R5 ; Stromgren v
4450	'HSPDIR:BG28.DAT'	F450W	3/L4 ; B
4551	'HSPDIR:072184B.DAT'	F551W	3/R1,3/L5 ; V, 3/prism
4620	'HSPDIR:RG610.DAT'	F620W	3/L6 ; R

; HSP long-pass filters

4160	'HSPDIR:SUPSILCUT.DAT'	F160LP	4/L3,3/R3,3/R6,3/P,1/A
4140	'HSPDIR:CRYQCUT.DAT'	F140LP	2/R6,4/R6
4400	'HSPDIR:GG395.DAT'	F400LP	3/L7

; HSP PMT filter

4695	'HSPDIR:RG695.DAT'	F695LP	PMT ; PMT filter
------	--------------------	--------	------------------

; HSP polarimetry filters

4216	'HSPDIR:071784.DAT'	F216M	1/E
4237	'HSPDIR:071184.DAT'	F237M	1/D
4277	'HSPDIR:080384.DAT'	F277M	1/C
4327	'HSPDIR:081584.DAT'	F327M	1/B

; FGS detectors

5001	'HSTDIR:DEFAULT.TBL 3'
5002	'HSTDIR:DEFAULT.TBL 3'
5003	'HSTDIR:DEFAULT.TBL 3'

; HRS

6001	'HSTDIR:DEFAULT.TBL 3'
------	------------------------

 instrument description graph for the hubble space telescope

IN	OUT	ELEM	KEYWORD	COMMENTS
; OTA (nodes and components 0-999)				
; Optical Telescope Assembly				
1	2	100	'OTA'	
1	2	100	'DEFAULT'	
; FOS (nodes and components 1000-1999)				
; Faint Object Spectrograph				
1	1000	100	'FOS'	
1	1000	100	'RED'	
1	1000	100	'BLUE'	
; FOC (nodes and components 2000-2999)				
; Faint Object Camera				
1	2000	1	'FOC'	(foc graph includes ota)
1	2000	1	'F/96'	(foc graph includes ota)
1	2000	1	'F/48'	(foc graph includes ota)
1	2000	1	'F/228'	(foc graph includes ota)
; WF/PC (nodes and components 3000-3999)				
1	3000	100	'WF/PC'	
1	3000	100	'WFPC'	
1	3000	100	'WFC'	
1	3000	100	'PC'	
1	3000	100	'W1'	
1	3000	100	'W2'	
1	3000	100	'W3'	
1	3000	100	'W4'	
1	3000	100	'BAUM'	
1	3000	100	'P5'	
1	3000	100	'P6'	
1	3000	100	'P7'	
1	3000	100	'P8'	
; HSP (nodes and components 4000-4999)				
1	4000	100	'HSP'	
1	4000	100	'VIS'	
1	4000	100	'UV1'	
1	4000	100	'UV2'	
1	4000	100	'PMT'	
; FGS (nodes and components 5000-5999)				
1	5000	100	'FGS'	
; HRS (nodes and components 6000-6999)				
1	6000	100	'HRS'	

FOS-BLU	IN	OUT	ELEM	KEYWORD	COMMENTS
---------	----	-----	------	---------	----------

; FOS BLUE (odd numbered nodes)

1000 1011 1 'BLUE'

; FOS BLUE apertures

1011	1013	1204	'0.1-PAIR'
1011	1013	1204	'A4U'
1013	1015	1210	'0.1-PAIR'
1013	1015	1210	'A4U'
1011	1013	1203	'0.25-PAIR'
1011	1013	1203	'A3U'
1013	1015	1211	'0.25-PAIR'
1013	1015	1211	'A3U'
1011	1015	1206	'0.5-PAIR'
1011	1015	1206	'A2U'
1011	1015	1	'1.0-PAIR'
1011	1015	1	'C1U'
1011	1015	1206	'FailsafeU'
1011	1013	1204	'0.1-PAIR'
1011	1013	1204	'A4L'
1013	1015	1210	'0.1-PAIR'
1013	1015	1210	'A4L'
1011	1013	1203	'0.25-PAIR'
1011	1013	1203	'A3L'
1013	1015	1211	'0.25-PAIR'
1013	1015	1211	'A3L'
1011	1015	1206	'0.5-PAIR'
1011	1015	1206	'A2L'
1011	1015	1	'1.0-PAIR'
1011	1015	1	'C1L'
1011	1015	1	'FailsafeL'
1011	1015	1202	'0.3'
1011	1015	1202	'B2'
1011	1015	1205	'0.5'
1011	1015	1205	'B1'
1011	1015	1	'1.0'
1011	1015	1	'B3'
1011	1015	1207	'0.25x2.0'
1011	1015	1207	'C2'
1011	1015	1208	'0.7x2.0-BAR'
1011	1015	1208	'C4'
1011	1015	1	'2.0-BAR'
1011	1015	1	'4.3'
1011	1015	1	'A1'
1011	1015	0	'BLANK'
1011	1015	1	'DEFAULT'

; FOS BLUE polarizers (* set to clear)

1015	1017	1	'POLO-A'
1015	1017	1	'POL22.5-A'
1015	1017	1	'POL45-A'
1015	1017	1	'POL67.5-A'
1015	1017	1	'POL90-A'
1015	1017	1	'POL112.5-A'
1015	1017	1	'POL135-A'
1015	1017	1	'POL157.5-A'
1015	1017	1	'POL180-A'
1015	1017	1	'POL202.5-A'
1015	1017	1	'POL235-A'
1015	1017	1	'POL257.5-A'
1015	1017	1	'POL270-A'
1015	1017	1	'POL292.5-A'
1015	1017	1	'POL315-A'
1015	1017	1	'POL337.5-A'

1015	1017	1	'POLO-B'
1015	1017	1	'POL22.5-B'
1015	1017	1	'POL45-B'
1015	1017	1	'POL67.5-B'
1015	1017	1	'POL90-B'
1015	1017	1	'POL112.5-B'
1015	1017	1	'POL135-B'
1015	1017	1	'POL157.5-B'
1015	1017	1	'POL180-B'
1015	1017	1	'POL202.5-B'
1015	1017	1	'POL235-B'
1015	1017	1	'POL257.5-B'
1015	1017	1	'POL270-B'
1015	1017	1	'POL292.5-B'
1015	1017	1	'POL315-B'
1015	1017	1	'POL337.5-B'

1015	1017	1	'DEFAULT'
------	------	---	-----------

; FOS BLUE grazing incidence mirror

1017	1019	1111	'GRAZB'
------	------	------	---------

; FOS BLUE filter/disperser wheel (9 positions)

1019	1023	1302	'G130H'
1023	1025	1352	'G130H' BLUEFUDGE

1019	1023	1303	'G190H'
1023	1025	1353	'G190H' BLUEFUDGE

1019	1021	1312	'G270H' UVBLK
1021	1023	1304	'G270H'
1023	1025	1354	'G270H' BLUEFUDGE

1019	1021	1313	'G400H' WG305
1021	1023	1305	'G400H'
1023	1025	1355	'G400H' BLUEFUDGE

1019	1021	1314	'G570H' GG375
1021	1023	1306	'G570H'
1023	1025	1356	'G570H' BLUEFUDGE

1019	1021	1315	'G780H'	OG530
1021	1023	1307	'G780H'	
1023	1025	1357	'G780H'	BLUEFUDGE

1019	1023	1308	'G160L'	
1023	1025	1358	'G160L'	BLUEFUDGE

1019	1023	1309	'G650L'	
1023	1025	1359	'G650L'	BLUEFUDGE

1019	1023	1310	'PRISM'	
1023	1025	1360	'PRISM'	BLUEFUDGE

; FOS BLUE camera mirror

1019	1025	1	'MIRROR'	DEFAULT
1019	1025	1	'DEFAULT'	

; FOS BLUE collimator mirror

1025	1027	1112	'COLLB'	
1025	1027	1112	'BLUE'	

; FOS BLUE digicon detector

1027	1029	1100	'BLUE'	DIGICON QE
------	------	------	--------	------------

FOS-RED	IN	OUT	ELEM	KEYWORD	COMMENTS
---------	----	-----	------	---------	----------

; FOS RED (even numbered nodes)

1000	1012	1	'RED'	
------	------	---	-------	--

; FOS RED apertures

1012	1014	1204	'0.1-PAIR'	
1012	1014	1204	'A4U'	
1014	1016	1210	'0.1-PAIR'	
1014	1016	1210	'A4U'	

1012	1014	1203	'0.25-PAIR'	
1012	1014	1203	'A3U'	
1014	1016	1211	'0.25-PAIR'	
1014	1016	1211	'A3U'	

1012	1016	1206	'0.5-PAIR'	
1012	1016	1206	'A2U'	
1012	1016	1	'1.0-PAIR'	
1012	1016	1	'C1U'	
1012	1016	1206	'Fail-safeU'	

1012	1014	1204	'0.1-PAIR'	
1012	1014	1204	'A4L'	
1014	1016	1210	'0.1-PAIR'	
1014	1016	1210	'A4L'	

1012	1014	1203	'0.25-PAIR'	
1012	1014	1203	'A3L'	

HST.GRF
p5 of 14

1014	1016	1211	'0.25-PAIR'
1014	1016	1211	'A3L'
1012	1016	1206	'0.5-PAIR'
1012	1016	1206	'A2L'
1012	1016	1	'1.0-PAIR'
1012	1016	1	'C1L'
1012	1016	1	'FailsafeL'
1012	1016	1202	'0.3'
1012	1016	1202	'B2'
1012	1016	1205	'0.5'
1012	1016	1205	'B1'
1012	1016	1	'1.0'
1012	1016	1	'B3'
1012	1016	1207	'0.25x2.0'
1012	1016	1207	'C2'
1012	1016	1208	'0.7x2.0-BAR'
1012	1016	1208	'C4'
1012	1016	1	'2.0-BAR'
1012	1016	1	'4.3'
1012	1016	1	'A1'
1012	1016	0	'BLANK'
1012	1016	1	'DEFAULT'

; FOS RED polarizers (* set to clear)

1016	1018	1	'POLO-A'
1016	1018	1	'POL22.5-A'
1016	1018	1	'POL45-A'
1016	1018	1	'POL67.5-A'
1016	1018	1	'POL90-A'
1016	1018	1	'POL112.5-A'
1016	1018	1	'POL135-A'
1016	1018	1	'POL157.5-A'
1016	1018	1	'POL180-A'
1016	1018	1	'POL202.5-A'
1016	1018	1	'POL235-A'
1016	1018	1	'POL257.5-A'
1016	1018	1	'POL270-A'
1016	1018	1	'POL292.5-A'
1016	1018	1	'POL315-A'
1016	1018	1	'POL337.5-A'
1016	1018	1	'POLO-B'
1016	1018	1	'POL22.5-B'
1016	1018	1	'POL45-B'
1016	1018	1	'POL67.5-B'
1016	1018	1	'POL90-B'
1016	1018	1	'POL112.5-B'
1016	1018	1	'POL135-B'
1016	1018	1	'POL157.5-B'
1016	1018	1	'POL180-B'
1016	1018	1	'POL202.5-B'
1016	1018	1	'POL235-B'
1016	1018	1	'POL257.5-B'
1016	1018	1	'POL270-B'
1016	1018	1	'POL292.5-B'
1016	1018	1	'POL315-B'

HST.GRF
p 6 of 14

1016 1018 1 'POL337.5-B'

1016 1018 1 ''DEFAULT'

; FOS RED grazing incidence mirror

1018 1020 1101 'GRAZA'

; FOS RED filter/disperser wheel (9 positions)

1020 1024 1302 'G130H'
1024 1026 1372 'G130H' REDFUDGE

1020 1024 1303 'G190H'
1024 1026 1373 'G190H' REDFUDGE

1020 1022 1312 'G270H' UVBLK
1022 1024 1304 'G270H'
1024 1026 1374 'G270H' REDFUDGE

1020 1022 1313 'G400H' WG305
1022 1024 1305 'G400H'
1024 1026 1375 'G400H' REDFUDGE

1020 1022 1314 'G570H' GG375
1022 1024 1306 'G570H'
1024 1026 1376 'G570H' REDFUDGE

1020 1022 1315 'G780H' OG530
1022 1024 1307 'G780H'
1024 1026 1377 'G780H' REDFUDGE

1020 1024 1308 'G160L'
1024 1026 1378 'G160L' REDFUDGE

1020 1024 1309 'G650L'
1024 1026 1379 'G650L' REDFUDGE

1020 1024 1310 'PRISM'
1024 1026 1380 'PRISM' REDFUDGE

; FOS RED camera mirror

1020 1024 1 'MIRROR'
1020 1024 1 'DEFAULT'

; FOS RED collimator mirror

1026 1028 1102 'COLLA'
1026 1028 1102 'RED'

; FOS RED digicon detector

1028 1030 1110 'RED' DIGICON QE

FOC IN OUT ELEM KEYWORD COMMENTS

; FOC -- OTA + transfer optics + detector efficiency

2000 2010 2002 'F/228' ota+foc efficiency f/228

2000	2010	2003	'F/96'	ota+foc efficiency f/96
2000	2100	2004	'F/48'	ota+foc efficiency f/48

HST.GRF
p 7 of 14

; FOC f/96,f/228 filter wheel 1 (12 positions)

2010	2020	2101	'W1P01'	CLEAR
2010	2020	2102	'W1P02'	F8ND
2010	2020	2103	'W1P03'	POL120
2010	2020	2104	'W1P04'	F2ND
2010	2020	2105	'W1P05'	F600M
2010	2020	2106	'W1P06'	F630M
2010	2020	2107	'W1P07'	POL0
2010	2020	2108	'W1P08'	F4ND
2010	2020	2109	'W1P09'	F6ND
2010	2020	2110	'W1P10'	PRISM2 NUV0P
2010	2020	2111	'W1P11'	POL60
2010	2020	2112	'W1P12'	PRISM1 FUV0P

2010	2020	2101	'DEFAULT'	CLEAR
2010	2020	2102	'F8ND'	
2010	2020	2103	'POL120'	
2010	2020	2104	'F2ND'	
2010	2020	2105	'F600M'	
2010	2020	2106	'F630M'	
2010	2020	2107	'POL0'	
2010	2020	2108	'F4ND'	
2010	2020	2109	'F6ND'	
2010	2020	2110	'PRISM2'	
2010	2020	2110	'NUV0P'	
2010	2020	2111	'POL60'	
2010	2020	2112	'PRISM1'	
2010	2020	2112	'FUV0P'	

; FOC f/96,f/228 filter wheel 2 (12 positions)

2020	2030	2201	'W2P01'	CLEAR
2020	2030	2202	'W2P02'	F370LP
2020	2030	2203	'W2P03'	F342W U
2020	2030	2204	'W2P04'	F430W B
2020	2030	2205	'W2P05'	F480LP V
2020	2030	2206	'W2P06'	F140W
2020	2030	2207	'W2P07'	F175W
2020	2030	2208	'W2P08'	F220W
2020	2030	2209	'W2P09'	F275W
2020	2030	2210	'W2P10'	F320W
2020	2030	2211	'W2P11'	F486N
2020	2030	2212	'W2P12'	F501N

2020	2030	2201	'DEFAULT'	CLEAR
2020	2030	2202	'F370LP'	
2020	2030	2203	'F342W'	
2020	2030	2203	'U'	
2020	2030	2204	'F430W'	
2020	2030	2204	'B'	
2020	2030	2205	'F480LP'	
2020	2030	2205	'V'	
2020	2030	2206	'F140W'	
2020	2030	2207	'F175W'	
2020	2030	2208	'F220W'	
2020	2030	2209	'F275W'	

2020	2030	2210	'F320W'
2020	2030	2211	'F486N'
2020	2030	2212	'F501N'

HST.GRF
p 8 of 14

; FOC f/96,f/228 filter wheel 3 (12 positions)

2030	2040	2301	'W3P01'	CLEAR
2030	2040	2302	'W3P02'	F210M
2030	2040	2303	'W3P03'	F120M
2030	2040	2304	'W3P04'	F152M
2030	2040	2305	'W3P05'	F1ND
2030	2040	2306	'W3P06'	F130M
2030	2040	2307	'W3P07'	F190M
2030	2040	2308	'W3P08'	F170M
2030	2040	2309	'W3P09'	F140M
2030	2040	2310	'W3P10'	F195M
2030	2040	2311	'W3P11'	F165M
2030	2040	2312	'W3P12'	F231M

2030	2040	2301	'DEFAULT'	CLEAR
2030	2040	2302	'F210M'	
2030	2040	2303	'F120M'	
2030	2040	2304	'F152M'	
2030	2040	2305	'F1ND'	
2030	2040	2306	'F130M'	
2030	2040	2307	'F190M'	
2030	2040	2308	'F170M'	
2030	2040	2309	'F140M'	
2030	2040	2310	'F195M'	
2030	2040	2311	'F165M'	
2030	2040	2312	'F231M'	

; FOC f/96,f/228 filter wheel 4 (12 positions)

2040	2050	2401	'W4P01'	CLEAR
2040	2050	2402	'W4P02'	F346M
2040	2050	2403	'W4P03'	F410M
2040	2050	2404	'W4P04'	F470M
2040	2050	2405	'W4P05'	F550M
2040	2050	2406	'W4P06'	F372M
2040	2050	2407	'W4P07'	F130LP
2040	2050	2408	'W4P08'	F502M
2040	2050	2409	'W4P09'	F253M
2040	2050	2410	'W4P10'	F278M
2040	2050	2411	'W4P11'	F307M
2040	2050	2412	'W4P12'	F437M

2040	2050	2401	'DEFAULT'	CLEAR
2040	2050	2402	'F346M'	
2040	2050	2403	'F410M'	
2040	2050	2404	'F470M'	
2040	2050	2405	'F550M'	
2040	2050	2406	'F372M'	
2040	2050	2407	'F130LP'	
2040	2050	2408	'F502M'	
2040	2050	2409	'F253M'	
2040	2050	2410	'F278M'	
2040	2050	2411	'F307M'	
2040	2050	2412	'F437M'	

; FOC f/48 filter wheel 1 (8 positions)

2100	2110	2501	'W1P01'	CLEAR	
2100	2110	2502	'W1P02'	F0PCD	PRISM3
2100	2110	2503	'W1P03'	F150W	
2100	2110	2504	'W1P04'	F195W	
2100	2110	2505	'W1P05'	F140W	
2100	2110	2506	'W1P06'	F175W	
2100	2110	2507	'W1P07'	F305LP	
2100	2110	2508	'W1P08'	F220W	
2100	2110	2501	'DEFAULT'	CLEAR	
2100	2110	2502	'PRISM3'		
2100	2110	2502	'F0PCD'	PRISM3	
2100	2110	2503	'F150W'		
2100	2110	2504	'F195W'		
2100	2110	2505	'F140W'		
2100	2110	2506	'F175W'		
2100	2110	2507	'F305LP'		
2100	2110	2508	'F220W'		

; FOC f/48 filter wheel 2 (8 positions)

2110	2120	2601	'W2P01'	CLEAR	
2110	2120	2602	'W2P02'	NUV0P	PRISM2
2110	2120	2603	'W2P03'	F342W	U
2110	2120	2604	'W2P04'	F430W	B
2110	2120	2605	'W2P05'	F180LP	
2110	2120	2606	'W2P06'	F275W	
2110	2120	2607	'W2P07'	F130LP	
2110	2120	2608	'W2P08'	FUV0P	PRISM1
2110	2120	2601	'DEFAULT'		CLEAR
2110	2120	2602	'PRISM2'		
2110	2120	2602	'NUV0P'	PRISM2	
2110	2120	2603	'F342W'		
2110	2120	2603	'U'		
2110	2120	2604	'F430W'		
2110	2120	2604	'B'		
2110	2120	2605	'F180LP'		
2110	2120	2606	'F275W'		
2110	2120	2607	'F130LP'		
2110	2120	2608	'PRISM1'		
2110	2120	2608	'FUV0P'	PRISM1	

WFPC IN OUT ELEM KEYWORD COMMENTS

; WFC CCD detectors

3000	3100	3501	'DEFAULT'		
3000	3100	3501	'WFC'		
3000	3100	3501	'W1'		
3000	3100	3502	'W2'		
3000	3100	3503	'W3'		
3000	3100	3504	'W4'		

; PC CCD detectors

3000	3100	3505	'PC'		
3000	3100	3505	'P5'		

ASTGRAF
p 10 of 14

3000	3100	3506	'P6'
3000	3100	3507	'P7'
3000	3100	3508	'P8'

; WF/PC filter wheel 1 (5 positions)

3100	3101	3010	'DEFAULT'	CLEAR
3100	3101	3011	'A01'	F225SP
3100	3101	3012	'B01'	F290SP
3100	3101	3013	'C01'	G450
3100	3101	3014	'D01'	G800
3100	3101	3011	'F225SP'	
3100	3101	3012	'F290SP'	
3100	3101	3013	'G450'	
3100	3101	3014	'G800'	

; WF/PC filter wheel 2 (5 positions)

3101	3102	3020	'DEFAULT'	CLEAR
3101	3102	3021	'A02'	F122M
3101	3102	3022	'B02'	F336W
3101	3102	3023	'C02'	F439W
3101	3102	3024	'D02'	G200
3101	3102	3021	'F122M'	
3101	3102	3022	'F336W'	
3101	3102	3023	'F439W'	
3101	3102	3024	'G200'	

; WF/PC filter wheel 3 (5 positions)

3102	3103	3030	'DEFAULT'	CLEAR
3102	3103	3031	'A03'	P0L0
3102	3103	3032	'B03'	P0L60
3102	3103	3033	'C03'	P0L120
3102	3103	3034	'D03'	F1083N
3102	3103	3031	'P0L0'	
3102	3103	3032	'P0L60'	
3102	3103	3033	'P0L120'	
3102	3103	3034	'F1083N'	

; WF/PC filter wheel 4 (5 positions)

3103	3104	3040	'DEFAULT'	CLEAR
3103	3104	3041	'A04'	F157W
3103	3104	3042	'B04'	F194W
3103	3104	3043	'C04'	F230W
3103	3104	3044	'D04'	F284W
3103	3104	3041	'F157W'	
3103	3104	3042	'F194W'	
3103	3104	3043	'F230W'	
3103	3104	3044	'F284W'	

; WF/PC filter wheel 5 (5 positions)

3104	3105	3050	'DEFAULT'	CLEAR
3104	3105	3051	'A05'	F569W
3104	3105	3052	'B05'	F675W
3104	3105	3053	'C05'	F791W
3104	3105	3054	'D05'	F658N
3104	3105	3051	'F569W'	

HST.GRF
p 11 of 14

3104	3105	3052	'F675W'
3104	3105	3053	'F791W'
3104	3105	3054	'F658N'

; WF/PC filter wheel 6 (5 positions)

3105	3106	3060	'DEFAULT'	CLEAR
3105	3106	3061	'A06'	F631N
3105	3106	3062	'B06'	F656N
3105	3106	3063	'C06'	F664N
3105	3106	3064	'D06'	F702W
3105	3106	3061	'F631N'	
3105	3106	3062	'F656N'	
3105	3106	3063	'F664N'	
3105	3106	3064	'F702W'	

; WF/PC filter wheel 7 (5 positions)

3106	3107	3070	'DEFAULT'	CLEAR
3106	3107	3071	'A07'	F375N
3106	3107	3072	'B07'	F502N
3106	3107	3073	'C07'	F437N
3106	3107	3074	'D07'	F588N
3106	3107	3071	'F375N'	
3106	3107	3072	'F502N'	
3106	3107	3073	'F437N'	
3106	3107	3074	'F588N'	

; WF/PC filter wheel 8 (5 positions)

3107	3108	3080	'DEFAULT'	CLEAR
3107	3108	3081	'A08'	F368M
3107	3108	3082	'B08'	F413M
3107	3108	3083	'C08'	F622W
3107	3108	3084	'D08'	F492M
3107	3108	3081	'F368M'	
3107	3108	3082	'F413M'	
3107	3108	3083	'F622W'	
3107	3108	3084	'F492M'	

; WF/PC filter wheel 9 (5 positions)

3108	3109	3090	'DEFAULT'	CLEAR
3108	3109	3091	'A09'	F547M
3108	3109	3092	'B09'	F555W
3108	3109	3093	'C09'	F648M
3108	3109	3094	'D09'	F718M
3108	3109	3091	'F547M'	
3108	3109	3092	'F555W'	
3108	3109	3093	'F648M'	
3108	3109	3094	'F718M'	

; WF/PC filter wheel 10 (5 positions)

3109	3110	3100	'DEFAULT'	CLEAR
3109	3110	3101	'A10'	F814W
3109	3110	3102	'B10'	F875M
3109	3110	3103	'C10'	F785LP
3109	3110	3104	'D10'	F1042M
3109	3110	3101	'F814W'	

HST.GRF
p12 of 14

```

3109 3110 3102 'F875M'
3109 3110 3103 'F785LP'
3109 3110 3104 'F1042M'

```

; WF/PC filter wheel 11 (5 positions)

```

3110 3111 3110 'DEFAULT' CLEAR
3110 3111 3111 'A11' F128LP
3110 3111 3112 'B11' F469N
3110 3111 3113 'C11' F487N
3110 3111 3114 'D11' F517N
3110 3111 3111 'F128LP'
3110 3111 3112 'F469N'
3110 3111 3113 'F487N'
3110 3111 3114 'F517N'

```

; WF/PC filter wheel 12 (5 positions)

```

3111 3112 3120 'DEFAULT' CLEAR
3111 3112 3121 'A12' F850LP
3111 3112 3122 'B12' F606W
3111 3112 3123 'C12' F725LP
3111 3112 3124 'D12' F889N
3111 3112 3121 'F850LP'
3111 3112 3122 'F606W'
3111 3112 3123 'F725LP'
3111 3112 3124 'F889N'

```

```

-----
HSP   IN    OUT    ELEM  KEYWORD  COMMENTS
;
; HSP Apertures
;
4000  4100  4010  '1.0'
4000  4100  4004  '0.4'
4000  4100  4006  '0.65'
4000  4100  1      'ACQ'
4000  4100  4010  'DEFAULT'
4000  4100  4010  'PRISM'
4000  4100  4010  'PMT'
4000  4100  4006  'POL'
;
; HSP Image Dissector Tubes
;
4100  4200  4002  'VIS'
4100  4500  4002  'POL'
4100  4300  4001  'UV1'
4100  4300  4001  'UV2'
4100  4400  4003  'PMT'
;
; HSP Filters for VIS IDT
;
4200  4201  4551  'F551W'  3/R1  V PRISM
4200  4202  4262  'F262M'  3/R2
4200  4203  4160  'F160LP' 3/R3
4200  4204  4355  'F355M'  3/R4  Stromgren u
4200  4205  4419  'F419N'  3/R5  Stromgren v
4200  4206  4160  'F160LP' 3/R6  SUPSILCUT

4200  4216  4160  'PMT'    3/R6  SUPSILCUT
4216  4217  4620  'PMT'    3/L6  RG610

```

HST, GRF
p 13 of 14

4200	4207	4240	'F240W'	3/L1	PRISM
4200	4208	4240	'F240W'	3/L2	
4200	4209	4184	'F184W'	3/L3	
4200	4210	4450	'F450W'	3/L4	B
4200	4210	4450	'B'	3/L4	B
4200	4211	4551	'F551W'	3/L5	V
4200	4211	4551	'V'	3/L5	V
4200	4212	4620	'F620W'	3/L6	R
4200	4212	4620	'RG610'	3/L6	R
4200	4212	4620	'R'	3/L6	R
4200	4213	4400	'F400LP'	3/L7	GG395
4200	4213	4400	'GG395'	3/L7	

HSP Filters for UV1 IDT

4300	4301	4248	'F248M'	2/R1	PRISM
4300	4302	4152	'F152M'	2/R2	
4300	4303	4220	'F220W'	2/R3	
4300	4304	4240	'F240W'	2/R4	
4300	4305	4278	'F278N'	2/R5	
4300	4306	4140	'F140LP'	2/R6	CRYQCUT
4300	4307	4135	'F135W'	2/L1	PRISM
4300	4308	4135	'F135W'	2/L2	
4300	4309	4145	'F145M'	2/L3	
4300	4310	4184	'F184W'	2/L4	
4300	4311	4218	'F218M'	2/L5	
4300	4312	4248	'F248M'	2/L6	
4300	4313	4122	'F122M'	2/L7	Lyman alpha

HSP Filters for UV2 IDT

4400	4401	4262	'F262M'	4/R1	PRISM
4400	4402	4184	'F184W'	4/R2	
4400	4403	4218	'F218M'	4/R3	
4400	4404	4248	'F248M'	4/R4	
4400	4405	4152	'F152M'	4/R5	
4400	4406	4140	'F140LP'	4/R6	; CRYQCUT
4400	4407	4145	'F145M'	4/L1	PRISM
4400	4408	4179	'F179M'	4/L2	
4400	4409	4160	'F160LP'	4/L3	SUPSILCUT
4400	4410	4278	'F278N'	4/L4	
4400	4411	4284	'F284M'	4/L5	
4400	4412	4145	'F145M'	4/L6	
4400	4413	4122	'F122M'	4/L7	Lyman alpha

HSP Filters for POL IDT

4500	4550	4160	'F160LP'	1/A	SUPSILCUT
4500	4550	4327	'F327M'	1/B	
4500	4550	4277	'F277M'	1/C	
4500	4550	4237	'F237M'	1/D	
4500	4550	4216	'F216M'	1/E	

FGS	IN	OUT	ELEM	KEYWORD	COMMENTS
	5000	5001	1	'DEFAULT'	

HRS	IN	OUT	ELEM	KEYWORD	COMMENTS
	6000	6001	1	'DEFAULT'	

HST.GRF
p14 of 14